

PA Scribe

AN INTRODUCTION TO
THE GEOMETRY
OF CALLIGRAPHY
COPPERPLATE SCRIPT

BY
PAUL ANTONIO


MONOLINE
NIB & INK

A4


P A B C D e f g h i j k l m n o p q r s t

2 0 2 5


©PASCRIBE




.....





.....




.....

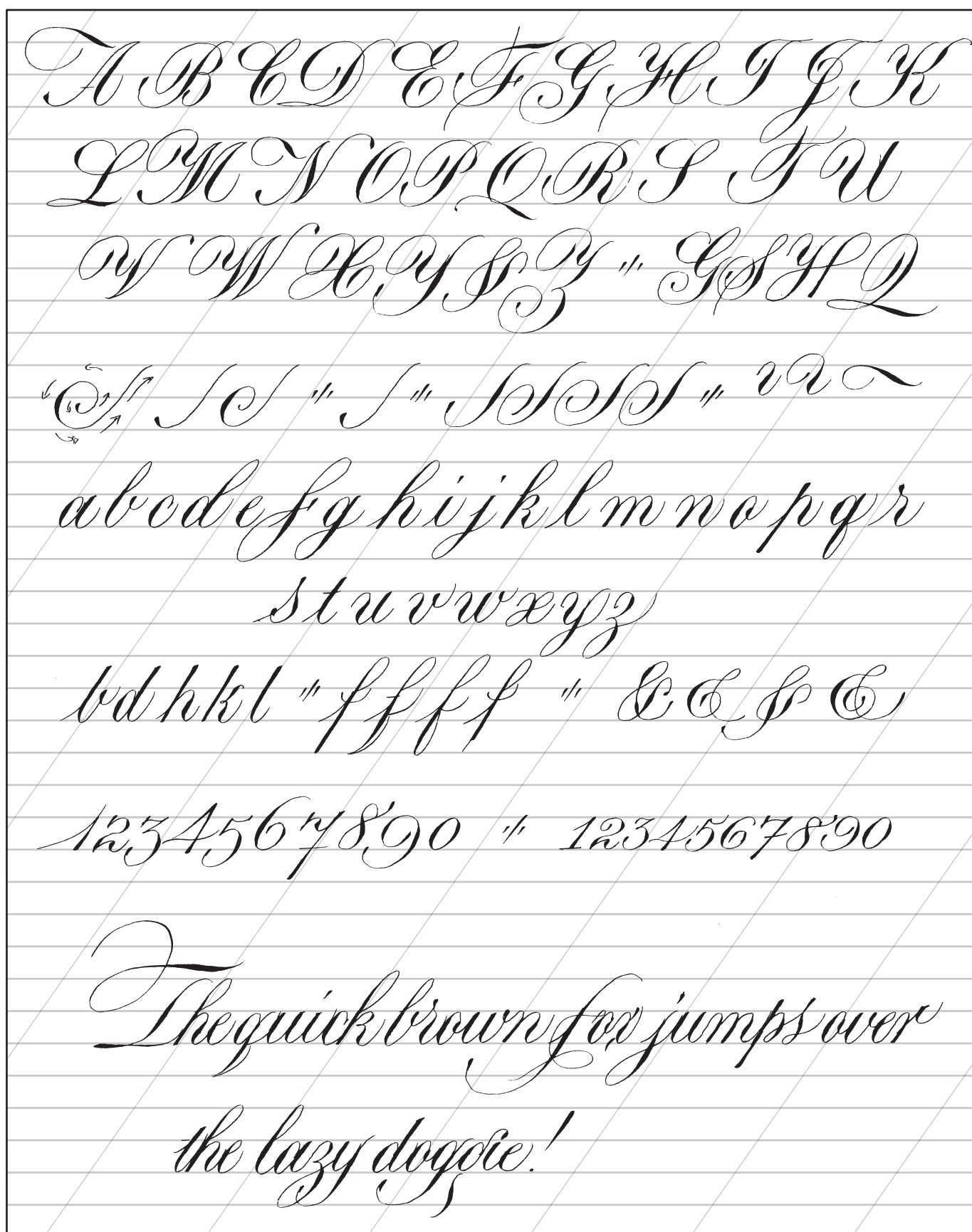








.....









Introduction

Copperplate Script is one of those scripts which grabs you! The interplay of the thin hairline into a swelling stroke or shade, is so sensuous, you can't help but to love the script. Seeing it with its corresponding flourishes is like opening a box of chocolates.

My 'PAScribe Copperplate Script' is decidedly different from other examples of the script, both contemporary and historical, in that it is derived out of a rigid geometrical framework which I developed and published in my 'Copperplate Script - A Yin&Yang Approach'.

There are two underpinning concepts in my version of the script. My 4Fold Symmetry starts with Angular Confinement, and it is this confining structure which houses the letters and stops them from growing. It essentially tells you exactly where to place the curves in relation to the confining parallelograms. The most important aspect of my method, however, is the breathing.

The cadence of inspiration and expiration is what holds all calligraphy together. It helps us with the placing of the parts of the letters, the juxtapositioning of those parts to make up the letter and it even standardises our internal and external letter spacing.

In this brief course, I will take you through the process of taking my Angular Confinement shapes, to gently rounding off the edges until you arrive at the clean elliptical shapes which entice us to either want to look at them or to write them.

Included in this handout is an exemplar of my Copperplate Script Majuscules and Minuscules, as well as my 'Anatomy' of both the majuscules and minuscules.

Tools & Materials used in this mini course

Nib - Manuscript Pen Co. - Hiro Leonardt EF Principal (EFP)

Ink - PAScribe-Hamburg Calligraphy Ink -
'Black Ink for Pointed Flexible Nibs'

Paper - Canson Marker Pad

USEFUL INFORMATION

Copperplate Script Worksheets

If you found this mini course useful, why not consider either purchasing my 'Copperplate Script Worksheets' which take you through 'Majuscules, minuscules, numbers, punctuation, diacritical marks, the writing of words, sentences and some flourishing'. You can find the worksheets at the below link -

Monoline

<https://pascribe-workbooks.myshopify.com/products/copperplate-worksheets-monoline>

Nib & Ink

<https://pascribe-workbooks.myshopify.com/products/pascribe-copperplate-script-worksheets-nib-ink>

Copperplate Script 2Day Workshop

If you feel you need a more hands on approach to the learning of the script, why not purchase my 'Copperplate Script' 2day workshop. This is over 13hours of teaching content, systematically guiding you through the learning of the script. Once you purchase the course, you also get access to the 'Subscription Tier' of the PAScribe Community on Circle, where you can post your practice and get help during our 'Office Hours' on a Wednesday from 6pm to 8pm WET. This is a value of €250. You can find the course at the below link -

pascribe-scriptorium.newzenler.com/courses/copperplate-script-2024

Starting Calligraphy

If you are just starting out and feel you need even more basic tuition, or you have been practicing for a long time and you are struggling with your practice, you may want to start, or restart, at the beginning with my 'Basic Prerequisites'.

The 'Basic Prerequisites' teach you good Posture, Placement of the Page, and Position of the Writing Implement in the Hand. The 5 'Basic Prerequisites' also teach you my specific tool hold which dramatically alters the way you hold a penstaff giving you more dexterity.

.....

You will also learn my approach to 'Muscular and Whole Arm Movements' which improves the scale and smoothness of your writing. You can find the 'Basic Prerequisites' at the below links -

Posture

pascribe-scriptorium.newzenler.com/courses/prerequisite-basic-posture

Placement

pascribe-scriptorium.newzenler.com/courses/prerequisite-basic-placement

Position

pascribe-scriptorium.newzenler.com/courses/prerequisite-basic-position

PAScribe Tool Hold

<https://pascribe-scriptorium.newzenler.com/courses/prerequisite-basic-pascribe-tool-hold>

PAScribe Muscular & Whole Arm Movement

<https://pascribe-scriptorium.newzenler.com/courses/prerequisite-basic-pascribe-muscular-whole-arm-movement>

Left Handers

If you are Left Handed you are struggling with the script, I have developed a 'Copperplate Script for Left Handers'. I looked at my left handed students writing and listened to their concerns, and difficulties in the writing of the script. I then looked at the letters in the precursor to copperplate script, English Roundhand, and took letters from the historical record which simplifies the approach to the letters. If you are a leftie and are interested in these letters, you can find the worksheets for left handers at the below links -

Workbook

<https://pascribe-workbooks.myshopify.com/products/pascribe-copperplate-script-workbook-majuscules-for-left-handers>

Workshop

<https://pascribe-scriptorium.newzenler.com/courses/cp-ac-wb-l>

Useful Links

Website

<https://pascrive.com/>

Workshops

<https://pascrive-scriptorium.newzenler.com/>

Newsletter

<https://pascrive-scriptorium.newzenler.com/courses/newsletter-singup>

Community

<https://pascrive-community.circle.so/home>

Shopify

<https://pascrive-workbooks.myshopify.com/>

Instagram

<https://www.instagram.com/pascrive/>

Youtube

<https://www.youtube.com/@PAScribe>

LinkedIn

<https://www.linkedin.com/in/pascrive/>

TikTok

<https://www.tiktok.com/@pascrive>

Threads

<https://www.threads.com/@pascrive>

X

<https://x.com/pascrive>

Facebook

<https://www.facebook.com/PAScribe/>

Starting Calligraphy?

Watch these 3 free videos in the PAScribe Scriptorium

Posture

<https://pascrive-scriptorium.newzenler.com/courses/prerequisite-basic-posture>

Placement

<https://pascrive-scriptorium.newzenler.com/courses/prerequisite-basic-placement>

Position

<https://pascrive-scriptorium.newzenler.com/courses/prerequisite-basic-position>

USEFUL LINKS

